

# Re-design the King's Bedchamber




The elaborate bed in this room at Windsor Castle was draped with green and purple fabric for Emperor Napoleon III when he came for a State visit in 1855. His wife, the Empress Eugenie, slept here during their stay. The bed is finished off with golden helmets on each bedpost and a huge plume of ostrich feathers on the top. The room itself has rich red damask fabric on the walls, a stunning chandelier, a white marble chimneypiece and a royal coat-of-arms on the ceiling.




Lets see what you can do!



Use the template to design a new bedchamber.

- Cut along the solid lines and fold on the dotted lines.
- Decorate the interior of the bedchamber by adding your own colours and patterns. Perhaps add some paintings or tapestries on the walls?
- What colours would suit a king or queen?
- What furniture would they need in their bedchamber? Where would they keep their clothes? What would cover the floor?





Glue here once folded over

Glue here once folded over